

“Smart Waste Solutions for a Greener Future”

Waste Management Equipment



INTEGRATE SUSTAINABILITY IN YOUR DESIGNS



SAW Engineering (Pvt) Ltd

An ISO 9001 : 2015 Certified & CIDA C1, EM 1, SP1
Graded Company



A Crystal Award Winner
by Ceylon National Chamber of Industries

Over 02 Decades of Engineering Expertise

(+94) 703 300 589
dilrukshi@sawengineering.com

No. 52, Makola North, Makola, Kiribathgoda.
www.sawengineering.com

* MULTI-PURPOSE BALERS (08 Ton – 120 Tons Available)

We offer baler machines to compact recyclable materials efficiently.

Hydraulic transmission

Electrical control


Suitable for baling plastic, paper, cardboard, cartons, and similar recyclable materials

Benefits:

- Reduces storage space
- Improves workplace cleanliness
- Lowers handling and transport costs
- Increases resale value of recyclables.



* 24-HOUR COMPOSTING MACHINE (3Kg - 5Ton)



We offer 24-hour composting machines designed to rapidly convert food and organic waste into nutrient-rich compost using an automated, odor-controlled process and no environment pollution.

Benefits:

- Reduces waste volume
- Produces usable compost
- Minimizes disposal costs
- Supports sustainability goals
- Eliminates odor and pests

Applications:

- Restaurants
- Hospitals
- Hotels
- Canteens
- Condominium apartments
- Supermarkets
- Institutions



5KG Food Compost Machine For Home/Office Kitchen



500KG Food Compost Machine

* PLASTIC CRUSHER (20Kg - 3Ton)

We offer plastic crusher machines designed to efficiently shred and size-reduce plastic waste into uniform particles suitable for recycling and reprocessing.

Benefits:

- Reduces plastic volume
- Improves recycling efficiency
- Lowers transport and storage costs
- Enables reuse and resale

Applications:

- Recycling facilities
- Manufacturing plants
- Waste management centers
- Industrial premises



* PLASTIC PALLETIZER

We offer plastic pelletizer machines designed to convert shredded plastic waste into uniform, reusable pellets for recycling and manufacturing applications.

Plastic Types (Pelletized Separately):

- PET ● HDPE ● LDPE ● PP ● PS

Benefits:

- Adds value to plastic waste
- Improves reusability
- Reduces storage and handling space
- Ensures consistent raw material quality

Applications:

- Plastic recycling plants
- Manufacturing industries
- Injection molding units
- Extrusion facilities



* SHREDDER MACHINE

A shredder machine is equipment designed to cut, tear, or grind materials into smaller pieces. It is widely used in waste management, recycling, manufacturing, and biomass processing to reduce material size for easier handling, storage, and further processing.

Types of Shredder Machines

1. Industrial Shredders
2. Paper Shredders
3. Biomass & Agricultural Shredders
4. E-Waste Shredders

(General-purpose shredder suitable for multiple material types)



* GLASS BOTTLE CRUSHER (Glass to Sand)

We offer glass bottle crusher machines designed to efficiently crush glass bottles into small, uniform fragments for safe handling and recycling.

Applications:

- Hotels ● Restaurants ● Bars ● Beverage outlets
- Recycling facilities ● Waste management centers

Benefits:

- Reduces glass volume ● Improves safety by minimizing sharp waste
- Lowers storage and transport costs ● Supports recycling initiatives



* WASTE TO ENERGY PLANTS

We offer advanced waste-to-energy (WTE) plants that convert waste into clean, renewable energy. Our systems efficiently process municipal, industrial, and medical waste, reducing landfill use while generating electricity or heat. With high combustion efficiency and emissions control, our WTE solutions support sustainable waste management for cities, industries, and remote communities.



* INCINERATORS (Medical & MSW)



We offer all types of incinerators designed for the safe and efficient treatment of medical waste and municipal solid waste, fully customized to site-specific requirements and compliant with **CEA standards**.

Benefits:

- Safe destruction of hazardous waste
- Odor and emission control
- Significant volume reduction
- Regulatory compliance

Applications:

- Hospitals
- Municipal councils
- Waste treatment facilities
- Laboratories
- Industrial premises



* WASTE SORTING LINE

We offer a compact and efficient waste sorting system designed to separate mixed municipal solid waste into recoverable material streams, customized to suit site conditions and waste characteristics.

Main Components:


- Chain plate feeder
- Magnetic Separators
- Trommel screen
- Air separator
- Manual sorting line
- Belt conveyors
- Centralized control system

Benefits:

- Reduces waste volume
- Eliminates odor and pests
- Minimizes disposal costs
- Produces usable compost
- Supports sustainability goals

Applications:


- Restaurants
- Condominium apartments
- Hospitals
- Supermarkets
- Hotels
- Canteens
- Institutions



Magnetic Separator




Air Separator




Belt Conveyor



Chain Plate Feeder



Trommel Screen



Manual Sorting Line

* PYROLYSIS MACHINE

A Pyrolysis

Machine is an advanced thermal recycling system that converts waste materials into valuable resources through oxygen-free heating. **Waste tyres are recycled into pyrolysis oil, steel wire, carbon black, and syngas, while waste plastics are transformed into pyrolysis oil, carbon black, and syngas.** This process significantly reduces landfill waste, recovers usable energy, and supports sustainable waste-to-resource solutions for industrial and energy applications.



* OTHER EQUIPMENT

WASTE BINS

120 L, 240 L, 660 L Nos.

High quality

- HDPE molded
- UV stabilized
- 120L to 660L capacity bin
- Lid and wheel set (2x196mm)



HYDRAULIC HAND PALLET TRUCK



FOLDABLE PLATFORM HAND TRUCK TROLLEY



SAW Engineering
CPV Ltd

[WhatsApp](https://www.whatsapp.com) (+94) 703 300 589